



STATE OF CARAGA MINERALS INDUSTRY

Engr. Roger A. De Dios
Regional Director

MINING TENEMENTS



STATUS	MPSA	EP
1. Under Process	29	76
2. Total Approved	52	24
a. Approved and registered	52	24
b. Approved but for registration	0	0
3. Withdrawn	0	23
4. Denied / Rejected	118	112
5. Approved but Expired or Wholly Relinquished to Gov't.	0	10
TOTAL APPLICATION FILED	199	245

TOTAL AREA COVERAGE	MPSA	EP
1. Hectares covered by applications	70,585.34	307,174.71
2. Hectares covered by approved appl'n	132,970.85	50,847.49
a. Registered	132,970.85	50,847.49
b. For Registration	0.00	0
TOTAL ha.	203,556.19	358,022.2




Status of MPSA & EP

PRO-VINCE	NO. OF MPSA	NO. OF EP
SDN	17	11
SDS	8	3
PDI	19	1
ADN	5	5
ADS	3	4
TOTAL	52	24

STATUS	MPSA	EP	MPP	JOA	TOTAL
Existing	49	2	2	3	56
Cancelled	1				1
Expired	2	22			24
Total	52	24	2	3	81

MPSA/EP: Distribution per Province





Breakdown of Active Mines

STATUS	NUMBER
Operating	25
Exploration	11 (MPSA) 8 (EP) = 19
Shutdown, Suspended, etc.	6

Operating: by Commodity

NICKEL	GOLD	CHROMITE	Nickel & Cobalt mixed Sulfite	Total
20	3	1	1	25

Operating: by Province

PDI	SDN	SDS	ADN	ADS	TOTAL
11	6	4	2	2	25

Operating: by Permit

MPSA/ OC	MPP	JOA	Total
21	2	2	25

Operating: by Commodity per Province

PRO- VINCE	NIC- KEL	GOLD	CHRO- MITE	Nickel & Cobalt mixed Sulfite	TOTAL
ADN	2				2
ADS		2			2
SDN	4	1		1	6
SDS	4				4
PDI	10		1		11
TOTAL	20	3	1	1	25



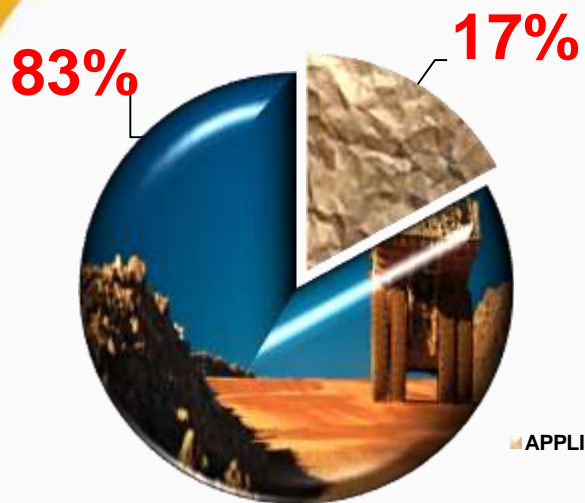
Operating Mining Companies

PROVINCE	NO. OF OPERATING	NAME OF COMPANIES
Dinagat	11	<ol style="list-style-type: none">1. Cagdianao Mining Corp.2. AAMPHIL-1 (JOA)3. AAMPHIL-2 (JOA)4. WELLEX Mining Corp. -15. WELLEX Mining Corp. -26. Libjo Mining Corp. & Westernshore Nickel7. Century Peak Corp. – Rapid Project8. Century Peak Corp. – Casiguran Project9. Oriental Synergy Mining Corp.10. Oriental Vision Mining Phils., Co. – Palhi Project11. Krominco, Inc.
AGUSAN DEL NORTE	2	<ol style="list-style-type: none">1. SR Metals Inc.2. Agata Mining Ventures Inc.
AGUSAN DEL SUR	2	<ol style="list-style-type: none">1. Philsaga Mining Corp.2. Mindanao Mineral Processing Resources Corp. (MPP)
SURIGAO DEL NORTE	6	<ol style="list-style-type: none">1. Taganito Mining Corp.2. Platinum Group Metals Corp.3. Taganito HPAL (MPP)4. Greenstone Resources Corp.5. Adnama Mining Resources Inc.6. Hinatuan Mining Corp.
SURIGAO DEL SUR	4	<ol style="list-style-type: none">1. Carrascal Nickel Corp.2. CTP Construction Devt. Corp. – Dahican Project3. CTP Construction Devt. Corp. – Adlay Project4. Marcventures Mining Devet. Corp.



OPERATING: Shutdown

COMPANY	COMMODITY	STATUS	LOCATION
PNPI	Nickel	Temp. Shutdown	SDN
PCPI	Cement	Temp. Shutdown	SDN
MMC	Gold	Temp. Shutdown	SDN
CMDC	Nickel	Suspended	SDn



■ APPLIED EP & MPSA ■ TOTAL LAND AREA

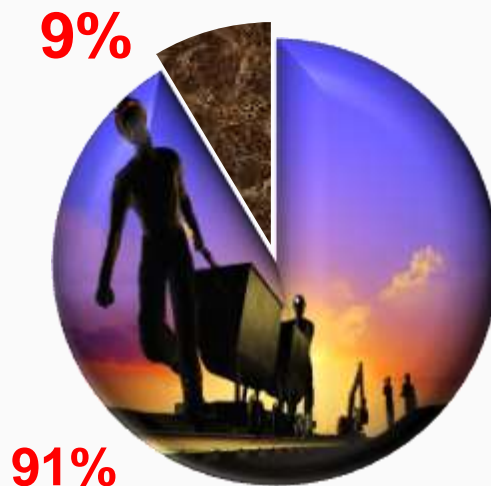
TOTAL CARAGA LAND AREA VS TOTAL MINING APPLIED AREAS

Total Caraga Land Area

1,913,842 has.

Applied EP & MPSA

393,055.07 has.



■ Total Land Area

■ Approved EP & MPSA

TOTAL CARAGA LAND AREA VS TOTAL APPROVED MINING AREAS

Total Caraga Land Area

1,913,842 has.

Approved EP & MPSA

180,070.14 has.



2%



TOTAL APPROVED MINING PERMIT AREA VS TOTAL ACTIVE MINING AREA

Total Approved Mining Permit Area	180,070.14 has.
-----------------------------------	-----------------

Total Active Mining Area	3,326.79 has.
--------------------------	---------------

■ Total Approved Mining Permits Area ■ Total Mining Disturbed Area

0.17%



CARAGA LAND AREA VS TOTAL ACTIVE MINING AREA

Total Caraga Land Area	1,913,842 has.
------------------------	----------------

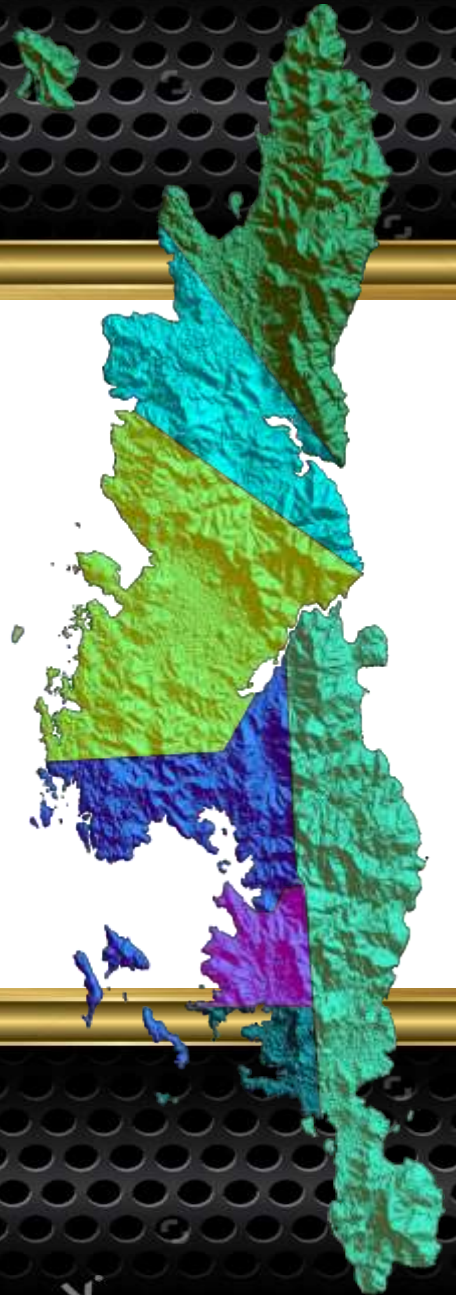
Total Active Mining Area	3,326.79 has.
--------------------------	---------------

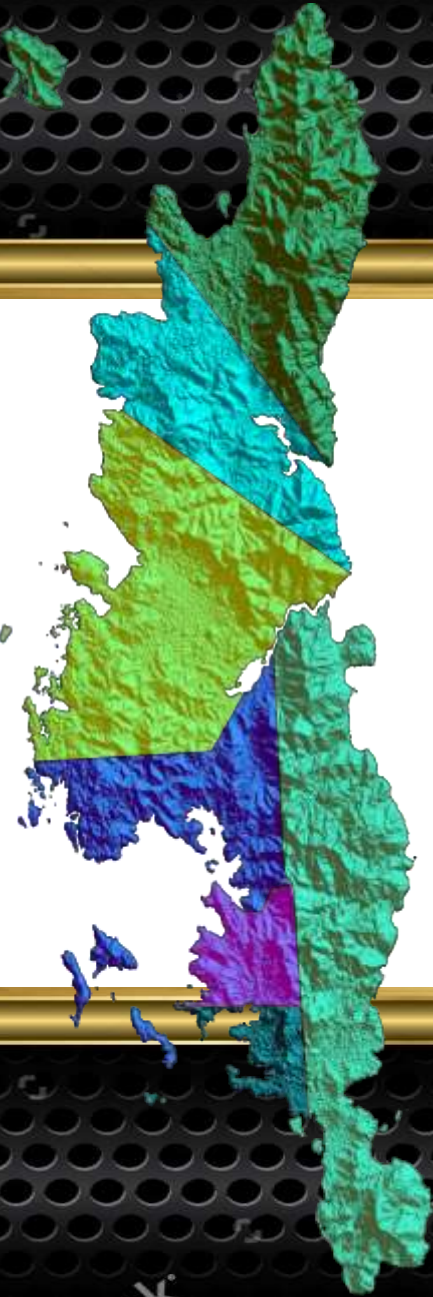
■ Total Caraga Land Area

■ Total Active Mining Area

March 13, 1939

Proclamation No. 391 signed by President Manuel L, Quezon “Establishing as Mineral Land Reservation All Mineral Deposits and Mineral Lands in the Island of Mindanao, in the Province of Surigao.





By virtue of Proclamation No. 391, the entire island of Dinagat and portion of Surigao del Norte was declared as Surigao Mineral Reservation Area. The island will be utilized mainly for MINERAL PRODUCTION.

Prov. of Dinagat Island Land Area

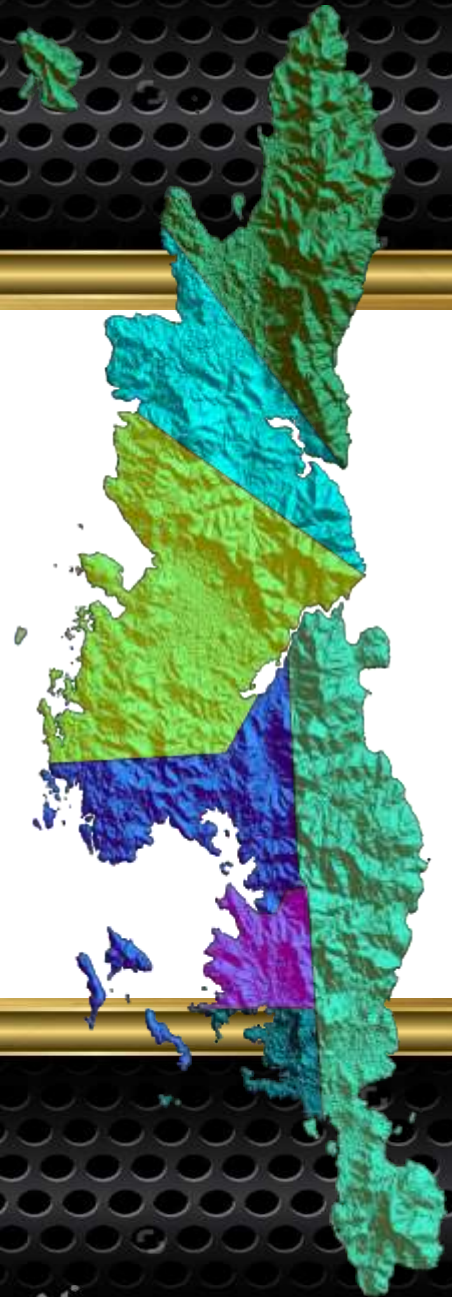
80,212 has.

Mining Disturbed Area

995 has.



Only 1.2% of the total land area of Dinagat has been disturbed by large scale mining operation.



misconception

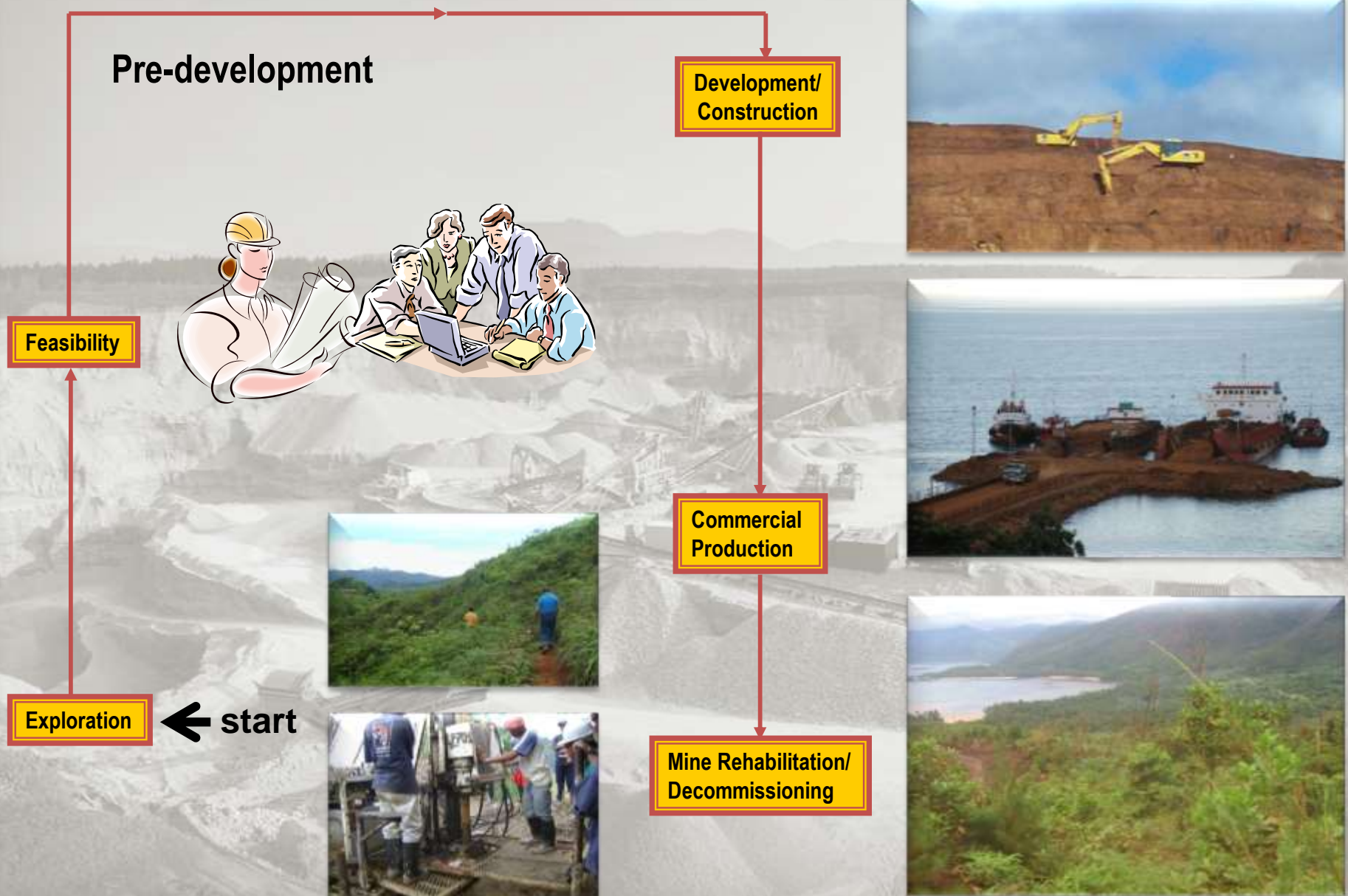
Mining being extractive in nature is seen as a threat to the existing and identified land use by LGUs, Government Agencies, Civil Society Organizations and other Private Entities rather than development option that would bring economic benefits. It is always associated with issues like environmental disturbance and community harassments that deters the possibility of multiple land use which may have maximized mineral utilization that is crucial to community sustainable development.

**RA 7942 Provides the following
mitigating measures that would ensure
that the mining operation in the country
be in the government standard :**

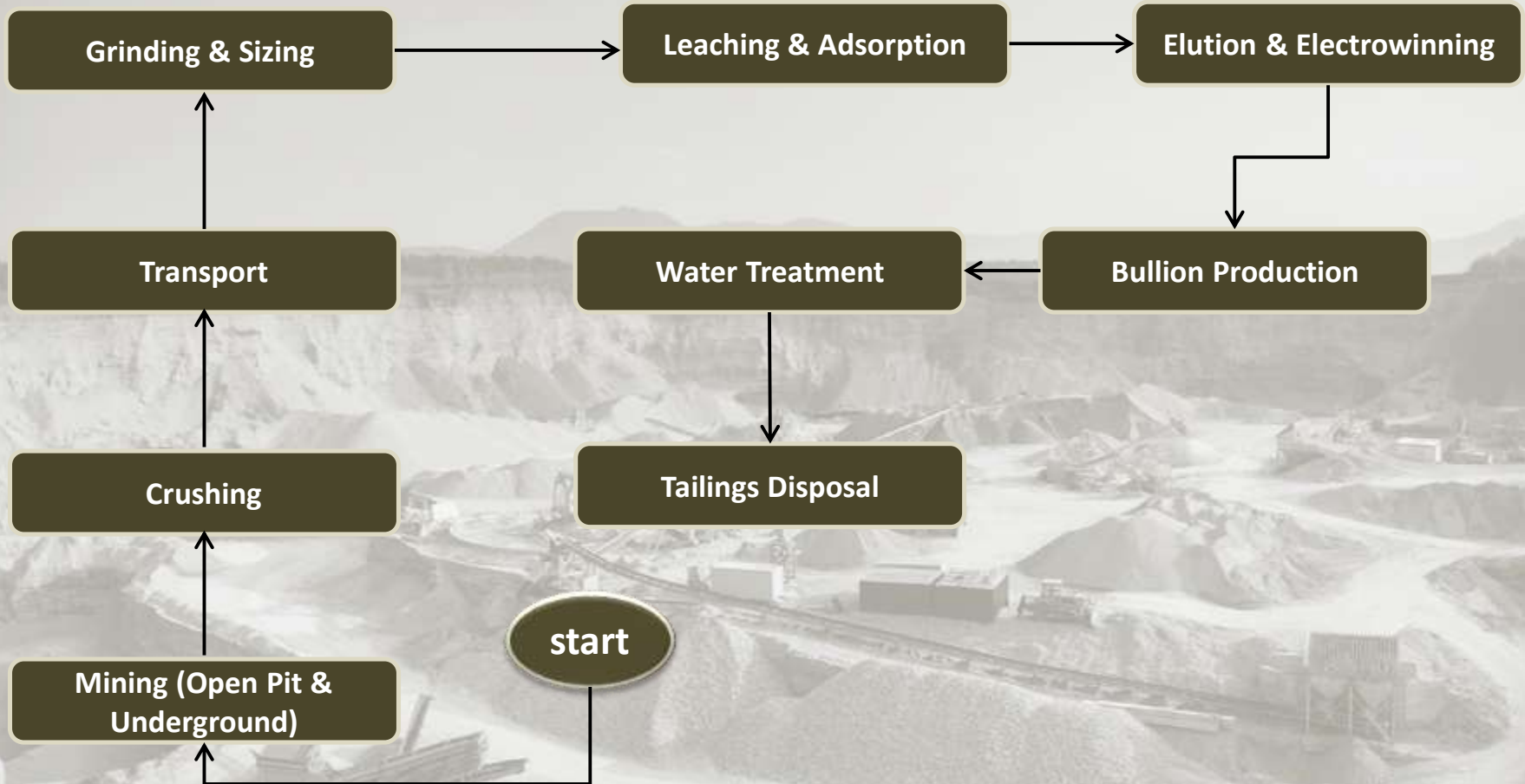
Monitoring activities that shall be regularly conducted as mandated by law

- **Monitoring of Approved Mining Rights**
- **Integrated Safety, Health, Environment & Social Program Monitoring**
- **Multi-Partite Monitoring Team**
- **Social Development & Management Program Evaluation**
- **Safety & Health Inspection**
- **Mine Wastes & Tailings Verification**
- **ME/EE Inspection**
- **Umpiring/Ore Shipment Validation**

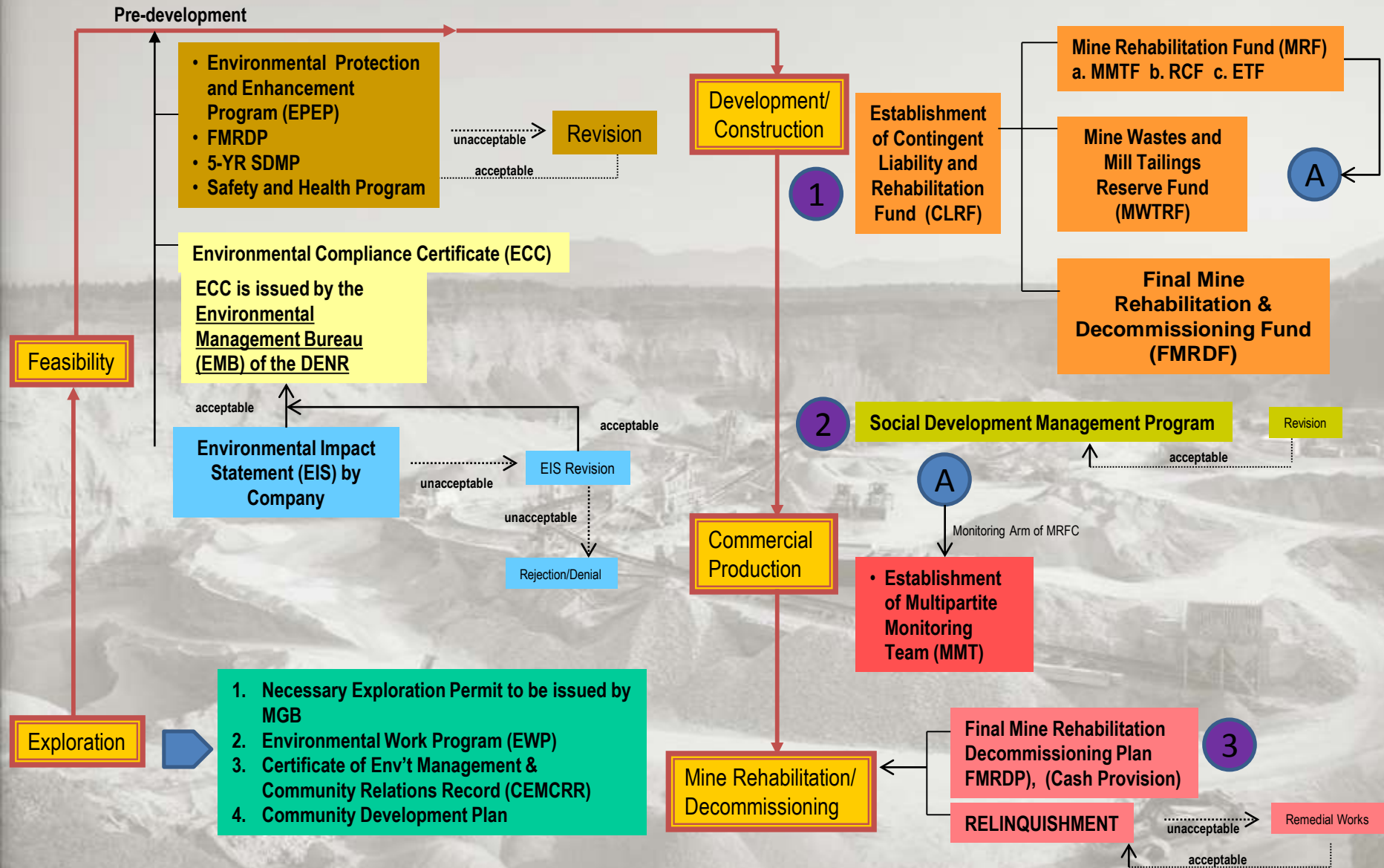
STAGES OF MINING: Nickel



GOLD MINING PROCESS



REGULATORY FRAMEWORK FOR MANAGING ENVIRONMENTAL AND SOCIAL IMPACTS DURING THE PHASES OF A MINING PROJECT



AGREEMENTS/ CONTRACTS/ PERMITS/ CERTIFICATIONS

MPSA

OTP

Accreditation

EP

MOEP

CEMCRR/CoE

FTAA

Certificate to
Transport

DMPF

ISAGP

GEOHAZARD
CERTIFICATION

OTHER ISSUANCES

MPP

SSMC

Certificate of Approval:

1. SDMP/CDP/CDMP
2. EPEP/AEPEP
3. ASHP

MINERAL RESOURCES DATA ON SALES

GOLD

YEAR	VOLUME	GROSS VALUE (US\$)	GROSS VALUE (Php)
2012	62,401.29	104,405,219.49	4,341,519,021.60
2013	67,301.32	97,083,950.93	3,944,427,506.24
2014	84,338.95	106,783,918.80	4,725,462,636.57
2015	90,022.97	105,920,572.09	4,773,427,526.81
2016	141,359.34	177,029,267.11	8,383,044,463.20

SILVER

YEAR	VOLUME	GROSS VALUE (US\$)	GROSS VALUE (Php)
2012	68,888.58	2,285,167.75	139,477,242.44
2013	55,440.83	1,418,427.50	57,764,304.57
2014	22,139.22	421,799.60	18,678,127.34
2015	51,506.50	813,698.91	36,824,281.43
2016	89,105.36	1,517,644.26	72,282,700.54

CHROMITE

YEAR	VOLUME	GROSS VALUE (US\$)	GROSS VALUE (Php)
2012	2,100.00	210,000.00	8,973,600.00
2013	9,971.19	1,527,154.45	63,474,985.99
2014	5,289.56	935,449.45	40,840,787.54
2015	6,095.78	914,366.40	41,329,361.28
2016	2,620.00	511,029.68	23,855,376.49

NICKEL

YEAR	VOLUME	GROSS VALUE (US\$)	GROSS VALUE (Php)
2012	31,654,646.78	698,578,497.13	29,606,751,116.40
2013	33,793,019.84	659,132,303.47	27,747,761,828.15
2014	42,996,182.83	1,373,908,159.37	60,387,200,893.49
2015	35,698,675.37	617,028,071.74	8,207,991,759.94
2016	37,023,960.42	480,227,204.56	22,725,858,219.39

MIXED SULFIDE (nickel & cobalt)

YEAR	VOLUME	GROSS VALUE (US\$)	GROSS VALUE (Php)
2014	46,767.35	346,849,190.65	15,400,499,281.07
2015	50,924.00	306,601,917.88	13,846,252,560.58
2016	54,053.28	235,055,118.45	11,237,393,034.33



Link : Mineral Resources Data on Sales per Mining Company

MINERAL RESOURCE/ RESERVE INVENTORY

MINERAL RESOURCE/RESERVE INVENTORY IN CARAGA REGION

MINING PERMITTEE/ OPERATOR	LOCATION	PERMIT #	AREA (ha.)	CATEGORY	TONNAGE (WMT)	GRADE CONTENT
NICKEL						
<i>Adnama Mining Resources, Inc. (AMRI)</i>	Brgy. Urbiztondo, Claver, Surigao del Norte	MPSA No. 259-2007-XIII	1,012.20	Mineable	17,227,480.54	Ni = 0.99%-1.61% Fe = 15.48%-38.23%
<i>Taganito Mining Corp. (TMC)</i>	Brgy. Taganito, Claver, Surigao del Norte	MPSA No. 266-2008-XIII	4,862.71	Saprolite -Measured	63,243,000.00	Ni = 1.62%-1.45% Fe = 9.4%-9.42%
				Saprolite - Indicated	7,529,000.00	Ni = 1.55% ; Fe = 10.32%
				Saprolite - Inferred	2,707,000.00	Ni = 1.54% ; Fe = 11.09%
				Limonite -Measured	131,929,000.00	Ni = 1.16%-1.06% Fe = 46.34%-49.37%
				Limonite - Indicated	14,142,000.00	Ni = 1.05% ; Fe = 41.25%
				Limonite - Inferred	376,000.00	Ni = 0.96% ; Fe = 44.19%
<i>Platinum Group Metals Corp. (PGMC)</i>	Brgy. Cagdianao, Claver, Surigao del Norte	MPSA No. 007-92-X (SMR)	4,376.00	Mineable	26,656,886.00	1.16%Ni ; 27.04%Fe
				Positive	30,748,757.00	CAGA 4&2
<i>Hinatuan Mining Corp. (HMC)</i>	Hinatuan Island, Taganaan, Surigao del Norte	MPSA No. 246-2007-XIII(SMR)	773.77	LIMONITE		
				High Iron Ore (regardless %Ni, 48%Fe)	6,270,000.00	Ni = 0.95% ; Fe = 48.84%
				1.45%Ni, 20%Fe	0	0
				1.10%Ni, 30%Fe	7,394,000.00	Ni = 1.03% ; Fe = 43.53%
				TOTAL LIMONITE	13,664,000.00	Ni = 0.95%-1.03% ; Fe = 43.53%-48.84%
				SAPROLITE		
				1.80%Ni, 20%Fe	1,674,000.00	Ni = 1.79% ; Fe = 12.24%
				1.45%Ni, 20%Fe	3,405,000.00	Ni = 1.52% ; Fe = 12.23%
				TOTAL SAPROLITE	5,079,000.00	Ni = 1.52%-1.79% ; Fe = 12.23%-12.24%

MINERAL RESOURCE/RESERVE INVENTORY IN CARAGA REGION

MINING PERMITTEE/ OPERATOR	LOCATION	PERMIT #	AREA (ha.)	CATEGORY	TONNAGE (WMT)	GRADE CONTENT
NICKEL						
<i>Pacific Nickel Phil., Inc. (PNPI)</i>	Surigao City, Surigao del Norte and Cagdianao, Dinagat Islands	PNPI - MPSA No. 072-97-XIII	25,000.00	Mineable		
				Sigbanog Project	2,820,117.00	1.9%Ni; 30.62%Fe
				Low Grade Laterite	20,970,001.00	0.81%Ni; 44.08%Fe
				Iron Fines Project	27,000,000.00	0.8%Ni; 14.7%-
<i>Cagdianao Mining Corporation</i>	Valencia & Boa, Cagdianao, Dinagat Islands	MPSA 078-97-XIII(SMR)	697.0481	Year-End Resource Estimate		
				Saprolite (Measured & Indicated)	29,749,000.00	Ni = 1.49% ; Fe = 12.68%
				Saprolite (Inferred)	4,225,000.00	Ni = 1.42% ; Fe = 14.14%
				Limonite (Measured & Indicated)	30,987,000.00	Ni = 1.14% ; Fe = 38.15%
				Limonite (Inferred)	982,000.00	Ni = 1.33% ; Fe = 30.01%
				TOTAL RESOURCE	65,943,000.00	
				Year-End Reserves Estimate		
				LIMONITE		
				High Iron Ore (regardless %Ni, 48%Fe)	4,952,000.00	Ni = 1.11% ; Fe = 46.86%
				1.45 Limo (1.45%Ni, 25%Fe)	4,800,000.00	Ni = 1.50% ; Fe = 32.44%
				HPAL-type (1.1%Ni, 30%Fe)	26,842,000.00	Ni = 1.11% ; Fe = 31.05%
				SAPROLITE		
				Type 3 (1.8%Ni, 20%Fe)	11,550,000.00	Ni = 1.80% ; Fe = 13.03%
				Type 4 (1.45%Ni, 20%Fe)	8,932,000.00	Ni = 1.45% ; Fe = 12.91%
				TOTAL RESERVES	57,076,000.00	
<i>SR Metals, Inc.</i>	Tubay, Agusan del Norte	MPSA No. 261-2008-XIII	572.64	Mineable	1,908,996.00	Ni = 1.53% ; Fe = 13.90%
				Positive (Proven/Measured)	1,030,740.00	Ni = 1.53% ; Fe = 14.42%
				Probable (Indicated)	878,256.00	Ni = 1.52% ; Fe = 13.30%
				Possible (Inferred)	649,728.00	Ni = 1.52% ; Fe = 12.47%
<i>CTP Construction & Mining Corp.</i>	Carrascal, Surigao del Sur	MPSA No. 018-93-XIII	3,711.67	Mineable	56,237,229.00	Ni = 1.09% ; Fe = 38.76%

MINERAL RESOURCE/RESERVE INVENTORY IN CARAGA REGION

MINING PERMITTEE/ OPERATOR	LOCATION	PERMIT #	AREA (ha.)	CATEGORY	TONNAGE (WMT)	GRADE CONTENT
NICKEL						
Marcventures Mining & Development Corp.	Cantilan; Carrascal; Madrid, Surigao del Sur	MPSA No. 016-93-X	4,799.00	Mineable		
				Proved		
				Saprolite	1,799,643.29	Ni = 1.78% ; Fe = 12.33%
				Limonite	7,537,829.93	Ni = 0.92% ; Fe = 47.34%
				Sub-Total for Proven	9,337,473.22	
				Probable		
				Saprolite	370,489.37	Ni = 1.78% ; Fe = 12.33%
				Limonite	20,198,677.60	Ni = 0.94% ; Fe = 45.91%
				Sub-Total for Probable	20,569,166.97	
				Grand Total Proven + Probable	29,906,640.19	
Carrascal Nickel Corp.	Carrascal, Surigao del Sur	MPSA No. 243-2007- XIII (SMR)	4,547.76	Mineable		
					949,851.00	Ni = 1.67% ; Fe = 21.46%
					4,674,244.00	Ni = 1.23% ; Fe = 48.62%
					38,981,591.00	Ni = 0.92% ; Fe = 48.11%
					69,003,414.00	Ni = 0.61% ; Fe = 48.33%
				TOTAL	113,609,100.00	
GOLD						
Philsaga Mining Corporation	Upper Co-O, Consuelo, Bunawan, Agusan del Sur	MPSA No. 262-2008- XIII	2,538.7919	Probable (Indicated)	1,560,000.00	11.80gpt
				Possible (Inferred)	2,780,000.00	9.20gpt
				Total	4,340,000.00	
Metallurgical Chromite						
Krominco, Inc.	Santiago and Esperanza, Loreto, Dinagat Island	MPSA 291-2009-XIII (SMR) Parcel III	757.118	Mineable	320,000.00	30%
				Positive (Proven/Measured)	330,000.00	30%
				Probable (Indicated)	250,000.00	30%
					900,000.00	

ENVI & SOCIAL FUNDS

WHAT ARE THE TYPES OF ENVIRONMENTAL FUNDS?

1 Contingent Liability Rehabilitation Fund (CLRf)

Mine Rehabilitation Fund (MRF)

Monitoring Trust Fund (MTF)

Rehabilitation Cash Fund (RCF)

Environmental Trust Fund (ETF)

Mine Waste & Tailings Fund (MWTF)

Final Mine Rehabilitation & Decommissioning Fund

CY 2016

CLRf	REQUIRED AMNT in Php	PURPOSE
MRF A. MTF	Minimum of 150,000.00 subject to quarterly replenishment	To pay monitoring expenses of MMT/MRFC (maintenance & other operating budget for the transportation & travel expenses, cost of laboratory analysis, cost of supplies & materials, cost of communication services, cost of consultancy works)
MRF B. RCF	10% of the total amount needed to implement the EPEP or 5 million which ever is lower	To ensure compliance w/ the approved rehab activities & schedules, based on EPEP/AEPEP.
MRF C. ETF	Min. of 50,000	To pay for mining related compensable damages other than those cause by mine waste and mill tailing.
MWTF	PhP 0.05/MT of mine waste produced & PhP 0.10/MT of mill tailings generated	To pay for compensation for damages caused by any mining operations
FMRDF	Annual cash provision based on a formula	To pay for the implementation of the FMR/DP

RCF : 139,069,648.87

MTF : 9,483,710.86

ETF : 1,440,897.80

FMRDF : 533,618,071.93

WHAT ARE THE TYPES OF ENVIRONMENTAL FUNDS?

2

Environment Protection & Enhancement Program (EPEP)

Land

Air

Water

Waste Management

Adopt a Creek Program

IEC

- EPEP initial Phase Financial requirements = 10% of the total capital or project cost
- Annual EPEP obligation = minimum of 3-5% of the total of direct mining & milling cost

TOTAL APPROVED AEPEP BUDGET CY 2016:

2,792,802,380.29

COMPANY		APPROVED BUDGET
Surigao del Norte		
1	Adnama Mining Resources, Inc.	19,175,515.90
2	Greenstone Resources Corporation	79,944,580.00
3	Hinatuan Mining Corporation - Talavera Nickel Project	67,013,050.00
4	Pacific Nickel Philippines, Inc.	15,152,782.00
5	Platinum Group Metals Corporation	111,497,960.00
6	Taganito HPAL Nickel Corporation	1,899,845,327.00
7	Taganito Mining Corporation	128,392,551.00

APPROVED ANNUAL EPEP BUDGET

COMPANY		APPROVED BUDGET
Surigao del Sur		
8	Carrascal Nickel Corporation	59,210,174.00
9	CTP Construction and Mining Corp.- Adlay Mining Project	72,475,236.00
10	CTP Construction and Mining Corp.- Dahican Nickel Project	20,787,402.86
11	Marcventures Mining and Development Corporation	20,696,477.31
Agusan del Norte		
12	Agata Mining Ventures, Inc.	37,199,598.00
13	SR Metals, Inc.	47,993,673.64

APPROVED ANNUAL EPEP BUDGET

COMPANY		APPROVED BUDGET
Agusan del Sur		
14	Mindanao Mineral Processing and Refining Corp.	59,931,037.39
15	Philsaga Mining Corporation	58,740,303.96
Province of Dinagat Islands		
16	AAMPHIL Natural Res. Exploration and Devt. Corp. - Parcel 1	9,782,500.00
17	AAMPHIL Natural Res. Exploration and Devt. Corp. - Parcel 2B	9,461,000.00
18	Cagdianao Mining Corporation	25,852,427.23
19	Century Peak Corp. - Nickel Mining Project	6,994,000.00
20	Century Peak Corp. - Parcel II Mining Project	9,083,000.00
21	Libjo Mining Corporation	26,976,872.00

APPROVED ANNUAL EPEP BUDGET

WHAT IS SDMP



DAO 2010-13 required operating mines to increase its allocation from 1% DMMC to 1.5% Operating Costs to include the exploration companies to implement Community Development Program (CDP) which fund is taken from the 10% of the company's Exploration Work Program (EWP).



Social Development Management Program (SDMP) is formulated for the general welfare of the host and neighboring communities to specifically improve the quality of life of the marginalized and disadvantage families even after the mining company ceases its operation.

PROVINCE	2014	2015	2016
Surigao del Norte	286,277,127.64	259,637,079.24	360,602,315.92
Surigao del Sur	69,723,121.41	88,555,543.09	98,365,550.13
Agusan del Norte	17,303,747.20	38,671,883.94	35,965,926.43
Agusan del Sur	17,183,058.18	27,757,020.53	29,617,324.31
Province of Dianagt Islands	52,220,025.66	59,090,139.03	86,441,737.94
TOTAL	422,717,080.09	473,711,665.83	610,992,854.73

To ensure availability of funds and to facilitate timely implementation of the ASDMP, the companies were advised to deposit at least 75% of the SDMP Fund to any depository banks under an account name SDMP Fund (1.5% Operating Costs) of the mining company

3 YEAR SDMP COMPARATIVE BUDGET



SDMP SCHOLARS

SDMP SCHOLARS						
COMPANIES	No. of Scholars					
	NURSERY	ELEMENTARY	HIGHSCHOOL	COLLEGE	Educational assistance	Total
AAMPFIL Natural Resources Exploration and Development Corporation Parcel 1 & 2				6		6
Cagdianao Mining Corporation				6		6
Krominco, Inc.				2	416	418
Century Peak Corporation				2		2
Oriental Synergy Mining Corporation			20			20
Oriental Vision Mining Philippines Corporation	98	317	159	15		589
Sinosteel Philippines H. Y. Mining Corporation		30			416	446
Wellex Mining Corporation			1	7		8

COMPANIES	NURSERY	ELEMENTARY	HIGHSCHOOL	COLLEGE	Educational assistance	Total
SR Metals, Inc.			654	45		699
Agata Mining Ventures, Inc.				11		11



SDMP SCHOLARS

COMPANIES	NURSERY	ELEMENTARY	HIGHSCHOOL	COLLEGE	Educational assistance	Total
Pacific Nickel Philippines, Inc.		159	93	7		259
Hinatuan Mining Corporation			1,231	19		1,250
Adnama Mining Resources, Inc.		517	517	3		1,037
Platinum Group Metals Corporation				74		74
Silangan Mindanao Mining Company, Inc.		196	197		4,300	4,693
Taganito HPAL Nickel Corporation			107	75		182
Taganito Mining Corporation				91	224	315
Greenstone Resources Corporation				26		26
Manila Mining Corporation				1		1



SDMP SCHOLARS

COMPANIES	HIGHSCHOOL	COLLEGE	Total
Carrascal Nickel Corporation		30	30
CTP Construction and Mining Corporation		16	16
Marcventures Mining and Development Corporation		134	134
Mindanao Mineral Processing and Refining Corporation		8	8
Philsaga Mining Corporation		29	29
SR Metals, Inc.	654	45	699
Agata Mining Ventures, Inc.		11	11



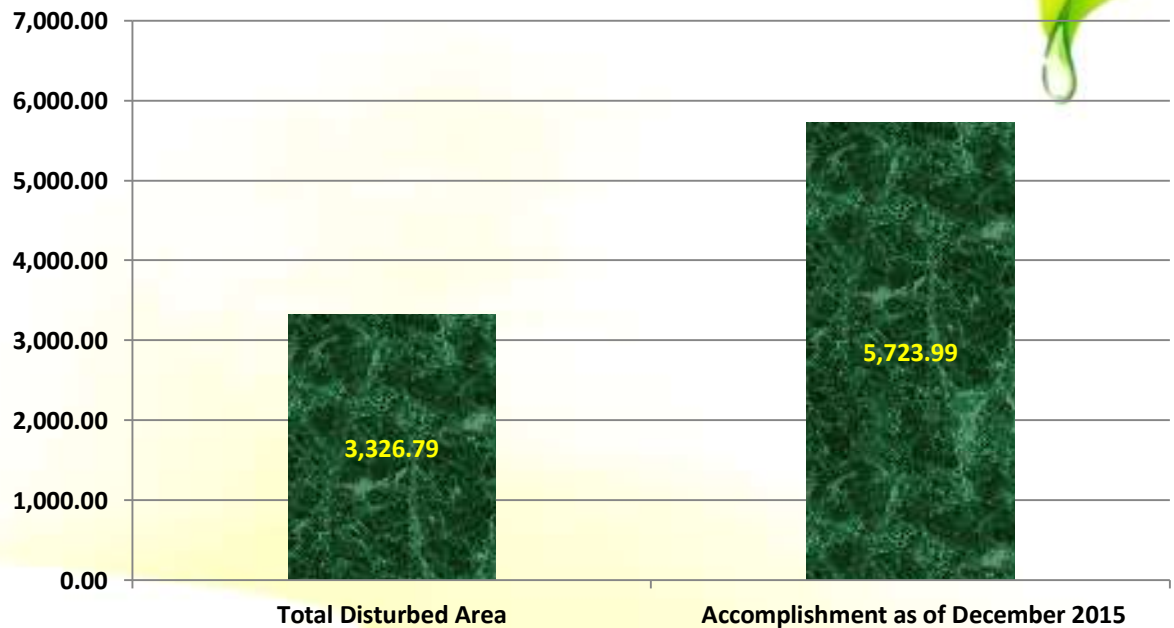
SDMP SCHOLARS

NURSERY	ELEMENTARY	HIGHSCHOOL	COLLEGE	Educational assistance	Total
98	1,219	2,979	607	5,356	10,259
Total number of Scholars			20,518		

NATIONAL GREENING PROGRAM



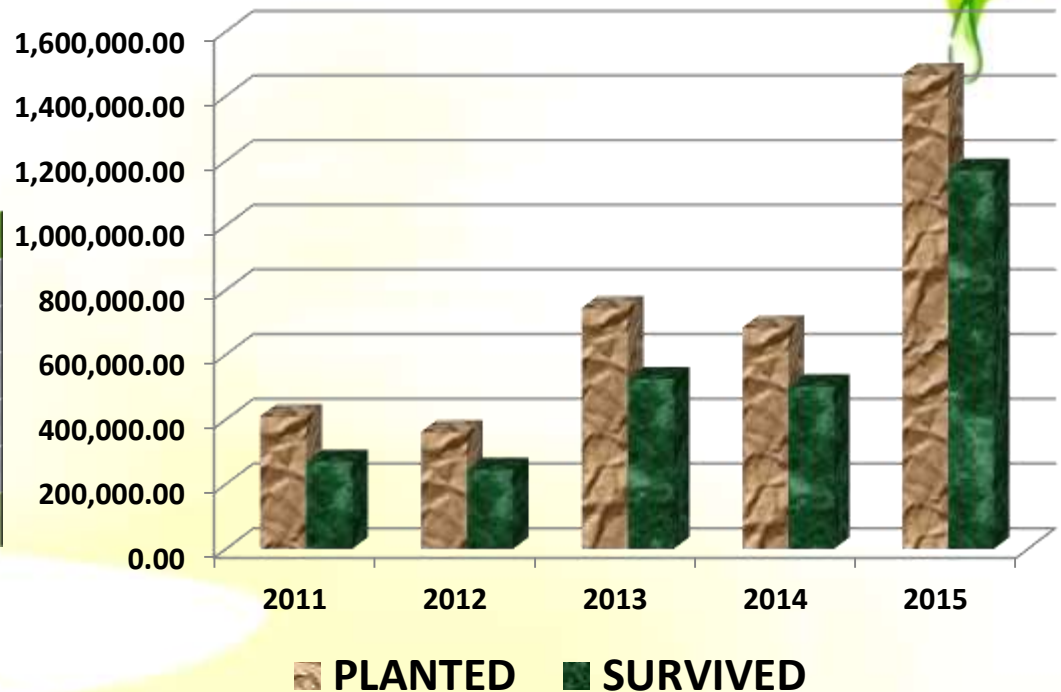
NATIONAL GREENING PROGRAM





NATIONAL GREENING PROGRAM

YEAR	PLANTED	SURVIVED
2011	410,156	269,883
2012	361,266	244,938
2013	744,427	525,565
2014	683,711	503,211
2015	1,466,617	1,170,360
TOTAL	3,666,177	2,713,957



TAX COLLECTION & IP SHARE



5 YEAR COMPARATIVE STATEMENT OF ROYALTY TAX COLLECTION

YEAR	TAX COLLECTED
2012	1,474,551,357.08
2013	1,241,666,646.15
2014	2,652,267,928.09
2015	1,188,748,307.12
2016	1,040,219,896.59

The price of nickel ores in the world market tripled in the months of May to August in CY 2014 making the royalty tax collections doubled to PhP 2,652,267,928.09.



6 YEAR COMPARATIVE STATEMENT OF COMPUTED EXCISE TAX

YEAR	TAX COLLECTED
2011	8,042,743.87
2012	661,043,491.20
2013	635,113,286.41
2014	1,610,636,818.77
2015	658,807,155.54
2016	710,046,977.66

The price of nickel ores in the world market tripled in the months of May to August in CY 2014 making the computed excise tax increased to PhP 1,610,636,818.77



CY 2016 IP SHARE COLLECTION

PROVINCE & COMPANY	AMOUNT
Agusan del Norte	
AMVI	25,103,012.26
SRMI	25,869,127.92
Agusan del Sur	
MMPRC/Philsaga	46,222,971.64
Surigao del Norte	
PGMC	36,639,230.03
TMC	48,033,496.78
AMRI	4,741,754.23
GRC	38,955,340.18
Surigao del Sur	
MMDC	7,545,842.27
CNC	11,123,812.37
SDN & SDS	
CMDC	427,702.35

TOTAL IP SHARE

244,662,290.03

EMPLOYMENT



3 YEAR COMPARATIVE EMPLOYMENT GENERATED

YEAR	EMPLOYMENT
2014	22,296
2015	28,512
2016	30,829



EMPLOYMENT GENERATED

MINERAL COMMODITY/MINING COMPANY/OPERATOR	EMPLOYMENT	
	MALE	FEMALE
SAND & GRAVEL, QUARRY, SMALL-SCALE	6,100	158

LARGE SCALE MINING EMPLOYMENT DATA IN CARAGA REGION CY 2016

MINERAL COMMODITY/MINING COMPANY/OPERATOR	MINE/MILL LOCATION	EMPLOYMENT	
		MALE	FEMALE
GOLD and SILVER (oz)			
<i>Philsaga Mining Corporation</i>	<i>Mine: Bunawan, Agusan del Sur and Mill: Rosario, Agusan del Sur</i>	5,286	290
<i>Greenstone Resources Corporation</i>	<i>Mainit & Tubod, Surigao del Norte</i>	429	74
	TOTAL	5,715	364
CHROMITE (MT)			
<i>Krominco, Inc.</i>	<i>Loreto, Dinagat Islands</i>	29	12

MINERAL COMMODITY/MINING COMPANY/OPERATOR	MINE/MILL LOCATION	EMPLOYMENT	
		MALE	FEMALE
MIXED SULFIDES (Nickel and Cobalt)			
<i>Taganito HPAL Nickel Corporation - Hydrometallurgical Processing Plant for Nickeliferous ore</i>	<i>TSEZ, Taganito, Claver, Surigao del Norte</i>	2,637	348

EMPLOYMENT GENERATED

LARGE SCALE MINING EMPLOYMENT DATA IN CARAGA REGION

CY 2016

MINERAL COMMODITY/MINING COMPANY/OPERATOR	MINE/MILL LOCATION	EMPLOYMENT	
		MALE	FEMALE
NICKEL (WMT)			
<i>SR Metals, Inc.</i>	<i>Binoangan, Tunbay, Agusan del Norte</i>	1,510	108
<i>Agata Mining Ventures, Inc.</i>	<i>Tubay, Agusan del Norte</i>	1,731	109
<i>Libjo Mining Corporation</i>	<i>Libjo and Tubajon, Dinagat Islands</i>	780	76
<i>Sinosteel H.Y. Philippines Corporation *On-Process Renewal</i>	<i>Loreto, Dinagat Islands</i>	8	4
<i>Oriental Synergy Mining Corporation</i>	<i>Loreto, Dinagat Islands</i>	50	19
<i>Aam-Phil Natural Resources Exploration and Dev't. Corp.-Parcel 1</i>	<i>Panamaon, Loreto, Dinagat Islands</i>	108	12
<i>Aam-Phil Natural Resources Exploration and Dev't. Corp.-Parcel 2B</i>	<i>Basilisa and Libjo, Dinagat Islands</i>	29	11
<i>Oriental Vision Mining Phil. Corp.</i>	<i>Tubajon, Dinagat Islands</i>	260	32
<i>Cagdianao Mining Corporation</i>	<i>Cagdianao, Dinagat Islands</i>	1,172	123
<i>Century Peak Corp.-Rapid City</i>	<i>Esperanza, Loreto, Dinagat Islands</i>	11	0
<i>Century Peak Corp.-Casiguran</i>	<i>Panamaon, Loreto, Dinagat Islands</i>	101	17
<i>Marcventures Mining and Dev't. Corp.</i>	<i>Cantilan & Carrascal, Surigao del Sur</i>	1,255	95
<i>CTP Construction & Mining Corp. - Adlay Nickel Project</i>	<i>Adlay, Carrascal, Surigao del Sur</i>	1,211	38
<i>CTP Construction & Mining Corp. - Dahican Nickel Project</i>	<i>Dahican, Carrascal, Surigao del Sur</i>	741	55
<i>Adnama Mining Resources, Inc.</i>	<i>Urbiztondo, Claver, Surigao del Norte</i>	354	53
<i>Hinatuan Mining Corporation</i>	<i>Hinatuan Island, Talavera, Taganaan, Surigao del Norte</i>	1,221	98
<i>Taganito Mining Corporation</i>	<i>Taganito, Claver, Surigao del Norte</i>	1,176	84
<i>Platinum Group Metals Corp.</i>	<i>Sitio Kinalablaban, Cagdianao, Claver, Surigao del Norte</i>	2,699	244
	TOTAL	14,417	1,178

DENR

PRONOUNCEMENT:

Closure & Cancellation

COMPANIES RECOMMENDED FOR CLOSURE

PROVINCE	COMPANY
Surigao del Norte	Adnama Mining Resources Incorporated
	Hinatuan Mining Corporation
	Platinum Group Metals Corporation
	Claver Minerals Dev't. Corp.
Surigao del Sur	Carrascal Nickel Corporation
	CTP Construction and Mining Corporation - Adlay Mining Project
	CTP Construction and Mining Corporation - Dahican Nickel Project
	Marcventures Mining and Development Corporation

COMPANIES RECOMMENDED FOR CLOSURE

PROVINCE	COMPANY
Province of Dinagat Islands	AAMPFIL Natural Resources Exploration and Development Corporation - Parcel 1
	AAMPFIL Natural Resources Exploration and Development Corporation - Parcel 2B
	Krominco, Incorporation
	Libjo Mining Corporation
	Oriental Synergy Mining Corporation
	Oriental Vision Mining Philippines Corporation
	Sinosteel Philippines H.Y. Mining Corporation
	Wellex Mining Corporation - Area 1
	Wellex Mining Corporation - Area 2

LIST OF MINING COMPANIES WITHIN THE WATERSHED

DINAGAT and SURIGAO Watersheds			
10	MPSA No. 015-93- X (SMR)	BrightGreen Resources Corporation (Formerly Carac-an Development Corp.)	Carrascal and Cantilan, Surigao del Sur
11	MPSA No. 072-97- XIII (SMR)	Pacific Nickel Phils., Inc. (Assignment from Philnico Mining and Industrial Corp.)	Cadianao, Surigao Del Norte and Nonoc Island, etc., Surigao City(Within Parcel II and Parcel III of Surigao Mineral Reservation)
12	MPSA No. 109-98- XIII	Consolidated Ores Phils. Inc.	Aurora, Surigao del Sur
13	MPSA No. 148-99- XIII	Philex Gold Philippines, Inc. (Reconveyance from Silangan Mindanao Mining Co., Inc.)	Surigao City and Sison and Placer, Surigao Del Norte
14	MPSA No. 149-99- XIII	Silangan Mindanao Mining Co., Inc. (Assignment from Philex Gold Phil., Inc.)	Mainit and Placer, Surigao Del Norte

EMPLOYMENT

31

90

No Report

6

287 with 1,148 dependents

LIST OF MINING COMPANIES WITHIN THE WATERSHED

EMPLOYMENT

15	MPSA No. 190- 2004-XIII	Phigold Metallic Ore, Inc. (Assignment from Heirs of Emeterio L. Collado)	Barobo, Surigao Del Sur
16	MPSA No. 232- 2007-XIII (SMR)	East Coast Mineral Resources Co., Inc.	Loreto, Dinagat Islands (within Parcel III Surigao Mineral Reservation)
17	MPSA No. 284- 2009-XIII (SMR)	Kepha Mining Exploration Company	Claver, Surigao del Norte (within Parcel I Surigao Mineral Reservation)
18	MPSA No. 322- 2010-XIII (SMR)	North Dinagat Mineral Resources Corporation	Claver, Surigao del Norte and Carrascal, Surigao del Sur
19	MPSA No. 343- 2010-XIII	Das-agan Mining Corporation	Lingig and Barobo, Surigao del Sur
20	MPSA No. 344- 2010-XIII	Philex Gold Philippines, Inc. ; and Rosario Mining Development Company, Rosario Consolidated Mining Corporation and Sta. Irene Mining Corporation as Represented by Philex Gold Philippines, Inc.	Liang and Barobo, Surigao del Sur

No Report

No Report

No Report

5

16

25

LIST OF MINING COMPANIES WITHIN THE WATERSHED

AGUSAN Watersheds			
69	MPSA No. 310- 2010-XIII	Asia Alstron Mining and Dev't Corp. (Assignment from Lamberto N. Lim)	Santiago and Tubay, Agusan del Norte
70	MPSA No. 311- 2010-XIII	Phil Alstron Mining Corp. (Assignment from Crisnorman S. Linconada)	Santiago and Tubay, Agusan del Norte

EMPLOYMENT

59

**TOTAL NUMBER OF DIRECT EMPLOYMENT
THAT WILL BE AFFECTED**

PROVINCE	EMPLOYMENT	
	CLOSURE ORDER	CANCELLATION ORDER
Surigao del Norte	5,578	383
Surigao del Sur	5,202	77
Agusan del Norte		59
Agusan del Sur		
Province of Dinagat Islands	1,938	
Total	12,718	519
Grand Total	13,237	

GOVERNMENT COLLECTION & IP SHARES THAT WILL BE AFFECTED DUE TO CLOSURE & CANCELLATION ORDER

MINING COMPANY/OPERATOR	ROYALTY TAX COLLECTION (in PhP)	ESTIMATED EXCISE TAX* (in PhP)	IP ROYALTY SHARES (in PhP)
PROVINCE OF DINAGAT ISLANDS			
Aam-Phil Natural Resources Exploration and Dev't. Corporation-Parcel 1	13,997,487.65	5,598,995.06	N/A***
Alnor NAC's Construction & Development Corporation	2,332,330.00	932,932.00	N/A***
East Coast Mineral Resources Inc.	5,461,120.39	2,184,448.16	N/A***
Krominco, Inc.	4,203,329.79	1,681,331.92	N/A***
Libjo MiningCorporation	24,264,605.51	9,705,842.20	N/A***
Oriental Synergy Mining Corporation	7,374,442.50	2,949,777.00	N/A***
Oriental Vision Mining Philippines Corporation	17,567,748.69	7,027,099.48	N/A***
Westernshore Nickel Corporation	117,908.13	47,163.25	N/A***
SURIGAO DEL NORTE			
Adnama Mining Resources, Inc.	22,772,302.01	9,108,920.80	4,741,754.23
Claver Mineral Development Corporation	2,806,500.00	1,122,600.00	427,702.35
Hinatuan Mining Corporation	111,090,072.46	44,436,028.98	N/A***

GOVERNMENT COLLECTION & IP SHARES THAT WILL BE AFFECTED DUE TO CLOSURE & CANCELLATION ORDER

MINING COMPANY/OPERATOR	ROYALTY TAX COLLECTION (in PhP)	ESTIMATED EXCISE TAX* (in PhP)	IP ROYALTY SHARES (in PhP)
SURIGAO DEL NORTE			
Pacific Nickel Philippines, Inc.	11,612.86	4,645.14	N/A***
Platinum Group Metals Corporation	197,879,009.46	79,151,603.78	36,639,230.03
SURIGAO DEL SUR			
CTP Construction & Mining Corporation	134,936,261.16	53,974,504.46	N/A***
Carrascal Nickel Corporation	108,694,484.71	43,477,793.88	11,123,812.37
Marcventures Mining and Development Corporation	N/A**	34,827,201.38	7,545,842.27

GRAND TOTAL

ROYALTY TAX COLLECTION (in PhP)	ESTIMATED EXCISE TAX* (in PhP)	IP ROYALTY SHARES (in PhP)	GRAND TOTAL
653,509,215.32	296,230,887.50	60,478,341.25	1,010,218,444.07

* Excise tax estimates are subject for reconciliation . The complete data will be computed after the completion of all sales invoice.

** These are mining companies not located under mineral reservation area.

*** These are mining companies not located within the Certificate of Ancestral Domain Title (CADT).

END OF PRESENTATION